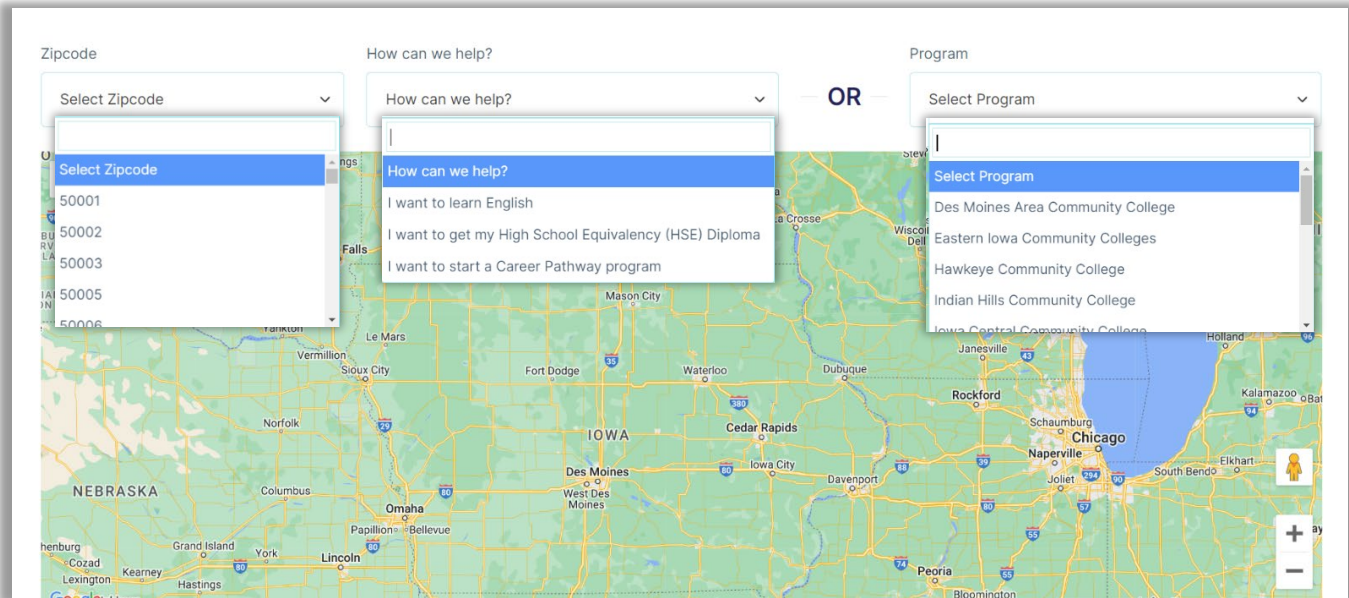


ConnectAble Quick Start Guide *for Students*

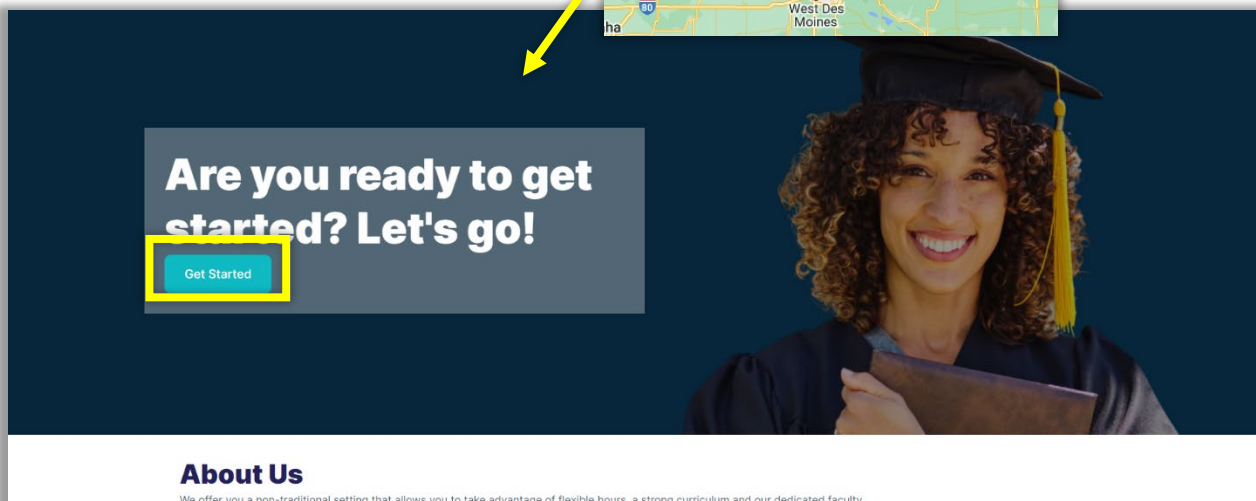
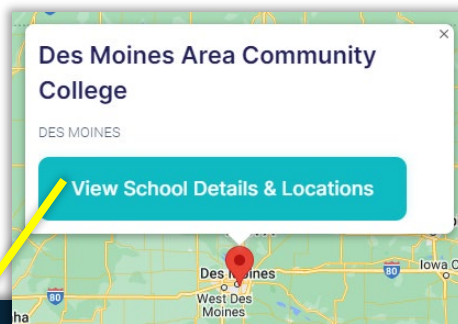
FINDING THE RIGHT PROGRAM FOR YOU

Go to iowaadulthoodeducation.org and search by **zip code**, the **services you need**, or by **school**:



Keep in mind that this process will guide you through **creating an account**, **completing a registration form**, **setting goals and reporting barriers**, and **making an appointment to come in for orientation before you ever come to school!** These steps can all be completed on a phone or mobile device – no need for a computer!

Different schools will appear on the map from the choices in your search. Click **View School Details & Locations** for the school you choose, as in the sample shown here. This will take you to an informational page for your selected school. Click **Get Started** to begin your journey!



REGISTRATION

After you click **Get Started**, you will then be taken to the **Registration Form**, where you will be asked some basic questions, as well as some questions about your goals and any barriers you might have that stand in the way of those goals.

Why do we ask these questions?

The answers to these questions give us the key information we need to *unlock the grant funding and resources that make this educational program FREE to students*. As always, any information you share with us will be kept confidential and secure. In short, the information you provide helps these educational resources to remain free to you and other students!

NOTE: If you skip over a required field on the registration form, you will get an error message when you click the Submit button, and you will be prompted to correct it by finding the fields highlighted in red, as shown in this sample.

2022 IOWA LEARNER REGISTRATION FORM

Program *

- I need to learn English.
- I need to improve my basic academic skills.
- I want to earn a High School Equivalency Diploma (HSE).
- I want to earn a career certification (Workforce Preparation)

Student Name (*Please make sure this is your full legal name and not a nickname.)

First * Middle Last *

Denise Sample

Student Address

Street Address * City * State *

123 Sample Street Des Moines Iowa

Zip Code *

50211

Email *

denisesample9876@gmail.com

Mobile Phone Number *

(111) 111-1111

Home Phone Number

() - -

Social Security Number

222-22-2222

Please select the gender with which you identify *

- Male
- Female
- Non-Binary

IMPORTANT: You will receive important email and text communication via the email address and mobile phone number you provide, so make sure that the contact information you provide is yours and not a shared account, and that you can access the email and text messages easily and frequently.

Electronic Student Signature *

Denise Sample

Next

Please check the form and correct all errors before submitting.

Program *

- I need to learn English.
- I need to improve my basic academic skills.
- I want to earn a High School Equivalency Diploma (HSE).
- I want to earn a career certification (Workforce Preparation)

Program is required

STEP 2: APPOINTMENT

When you submit the registration form, you will then be directed to choose an appointment based on his/her preferences. Fields with basic student information will have already been populated with their previous answers so the information doesn't have to be typed again.

Choose Your Appointment

Name

First * Middle Last *

Denise Sample

Mobile Phone Number *

(111) 111-1111

Email *

denisesample9876@gmail.com

Date Of Birth

Month * Day * Year *

September 12 1984

Age

38

Please select the gender with which you identify *

- Male
- Female
- Non-Binary

Program

- I need to learn English.
- I need to improve my basic academic skills.
- I want to earn a High School Equivalency Diploma (HSE).
- I want to earn a career certification (Workforce Preparation)

Choose your HSE orientation location:

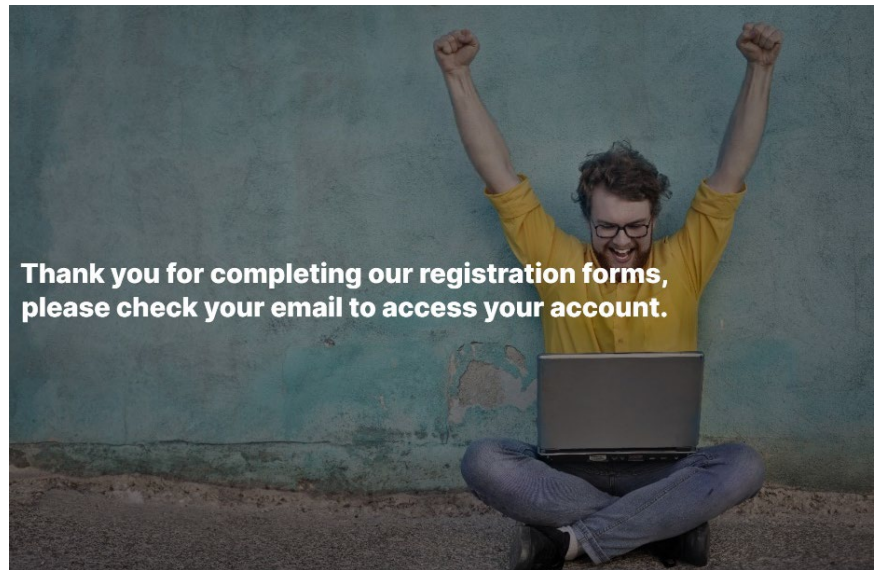
- Western Iowa Tech Community College 4647 Stone Ave, Sioux City, Iowa
- Western Iowa Tech Community College 25 5th Avenue, Le Mars, Iowa

Choose your HSE orientation appointment time:

- February 27, 2023 - 9:00 AM
- February 27, 2023 - 1:00 PM

STEP 3: CONFIRM YOUR ACCOUNT

You will see a confirmation message when the steps are complete, and you will be prompted to check your email to confirm your account



You will receive an email from Iowa Adult Education. Open it to view his/her information to confirm your account.

Dear Amy, Welcome to Iowa Adult Education. Here is Your Information: Name: Amy Email: acard1975@... Phone: (317) 946-4736

We're excited to have you get started. First, you need to confirm your account and create a password. Just press the button below.

[Confirm Account](#)

If that doesn't work, copy and paste the following link in your browser:
[https://iowaadulteducation.org/confirm-school-email?token=\\$2y\\$10\\$J\\$4Gg83nGB9699JUUGDvIP3GmmhncmMHwZngjLCEf6EwFmK](https://iowaadulteducation.org/confirm-school-email?token=$2y$10J4Gg83nGB9699JUUGDvIP3GmmhncmMHwZngjLCEf6EwFmK)

If you have any questions, just replay to this email - we're always happy to help out.

Kind regards,
The ConnectAble Team

When you click **Confirm Account**, you will be taken to a page to create a password.

YOUR FUTURE STARTS HERE IowaWORKS
A proud partner of the American Council on Education

Create Password to Iowa Adult Education

Password: [input field]

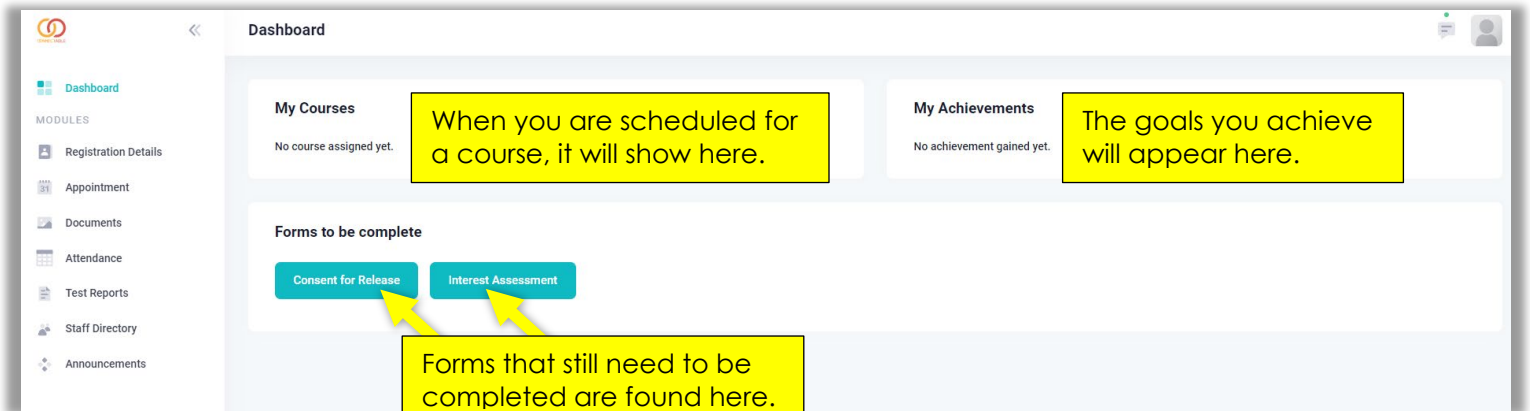
Confirm Password: [input field]

[Continue](#)

✓
Password created Successfully!
[Ok, got it!](#)

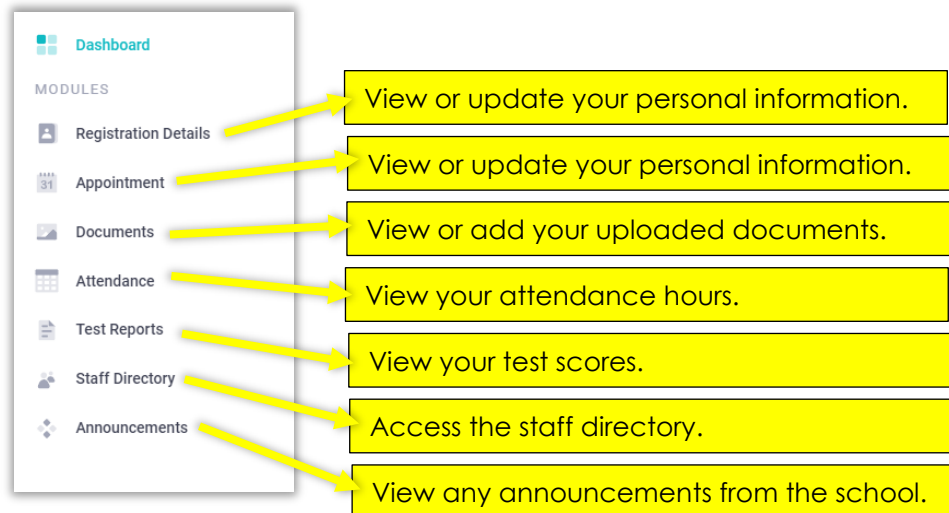
THE STUDENT DASHBOARD

After creating your password, you will be taken to your **Student Dashboard**, where you can view your student information as well as be notified about any forms still yet to be completed, as shown in the sample below.



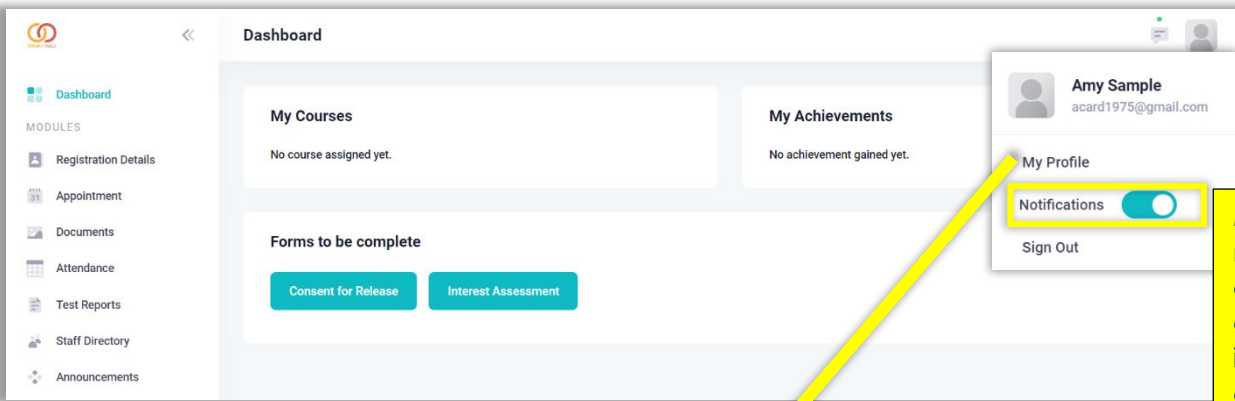
THE SIDE MENU OF THE DASHBOARD

You can access other information from the side menu.



YOUR PROFILE

You can access your profile by clicking the upper right corner of your dashboard. There you can customize or make changes to your profile.



Make sure your notifications are on so that you can receive important communication from the school.

Click My Profile to view your profile page.

